





LED Crown-Mounted Lighting System


Canrig's ILLUMIC Lighting System is designed to maximize workers' visibility and overall wellsite illumination, using energy efficient and maintenance free light-emitting diode, LED, fixtures. Offering more reach and foot candles per square foot, ILLUMIC does not require any adjustments to the footprint of the crown.

KEY FEATURES


- 


Seamless installation with our custom crown-mounted framing




Lower energy consumption increases LED life span 10+ years
- 

Fuel savings of 29 gal/day with a reduction of 213 kw/hr to lessen carbon emissions



Lower overall noise on rigsite when replacing light towers
- 

Maintenance-free LEDs increase energy efficiency and reliability



Automatic on/off capabilities based on available light, adding additional energy savings



Rig Floor Lighting Radius	Foot-Candles (measured w/ light meter)
25 ft	10-12 ft/c
50 ft	9-11 ft/c
75 ft	7-10 ft/c
100 ft	6-9 ft/c
125 ft	4-6 ft/c
150 ft	2-4 ft/c

Each LED kit offers between 600K- 1M lumens with 2-to-4-foot candles in a 150' radius from the rig floor